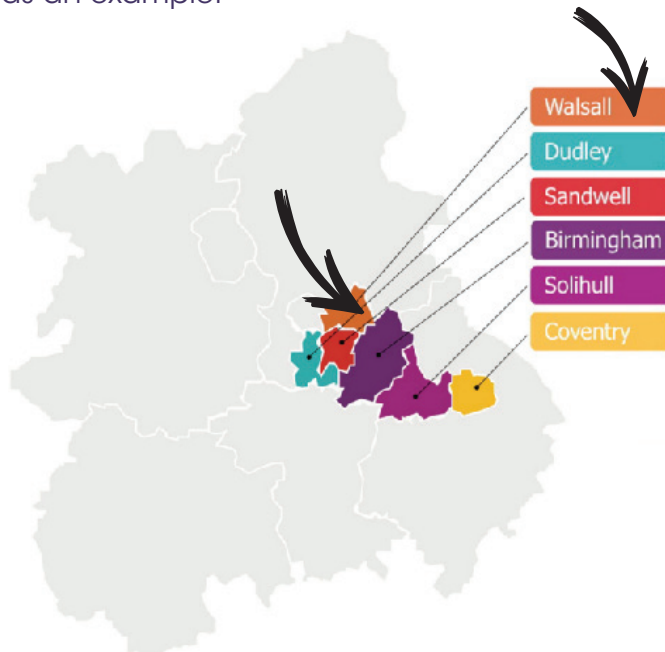


Autism West Midlands, local authorities and Google Street View have created these virtual tours to help people with autism prepare their journey and familiarise themselves with new locations.

Use this guide to navigate through the website and the virtual tours.

1. Click on the name button or area on the map which you plan to visit in this guide we will use Walsall as an example.

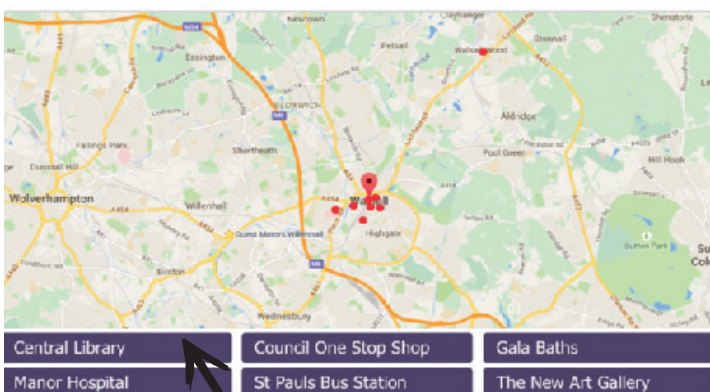


2. You will directly get to the area page, consisting of a satellite map and buttons of the different venues that have virtual tours in this area.



These virtual tours have been produced by Autism West Midlands in partnership with Walsall Metropolitan Borough Council.

Please click on a button below the map to view a venue.



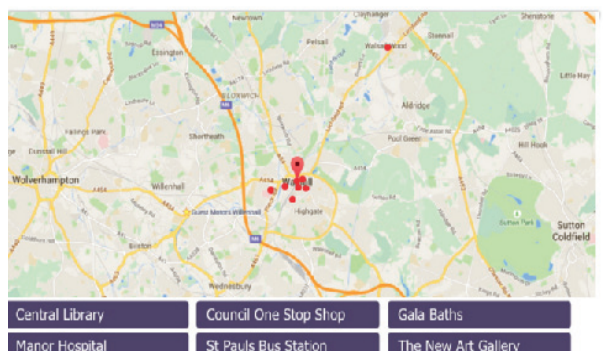
Click on the venue that you would like to visit online. We will use the Central Library as an example.

If you click the "Back to start" button at the top of the page it will take you back to the map of the West Midlands.

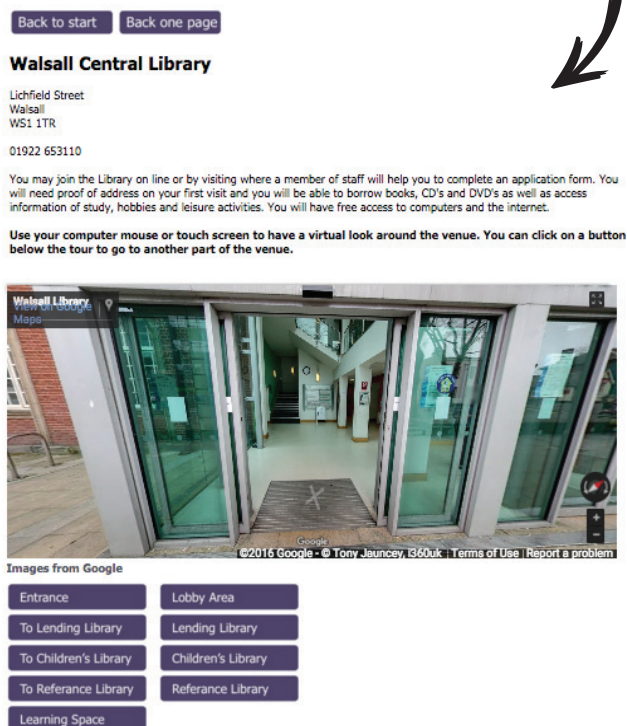


These virtual tours have been produced by Autism West Midlands in partnership with Walsall Metropolitan Borough Council.

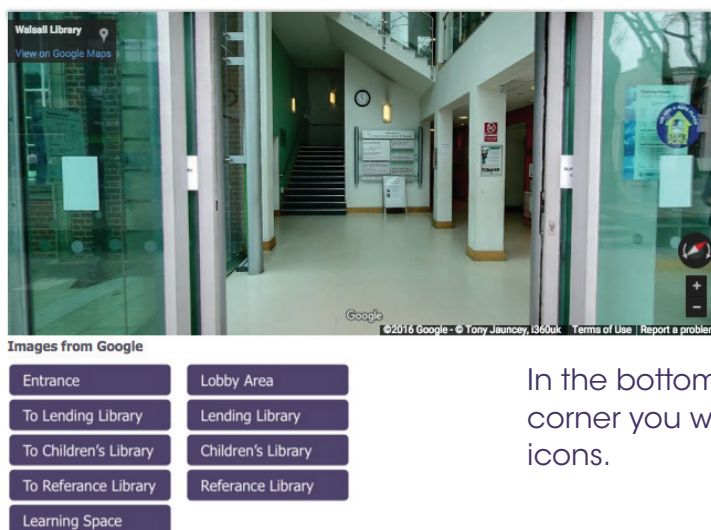
Please click on a button below the map to view a venue.



3. Once you have clicked on the venue that you want to visit online you will be directed to a new page. This page will have information about the venue as well as an interactive image that you will be able to navigate (an example is shown of Walsall Central Library below).




4. You can use your computer mouse or touch screen to click the arrows on the image to take a look around the venue. The first image that you will see on your screen will be the entrance of the venue.



If you would like to see a different part of the venue, you can click on a purple button below the image.

In the bottom, right hand corner you will see 3 black icons.



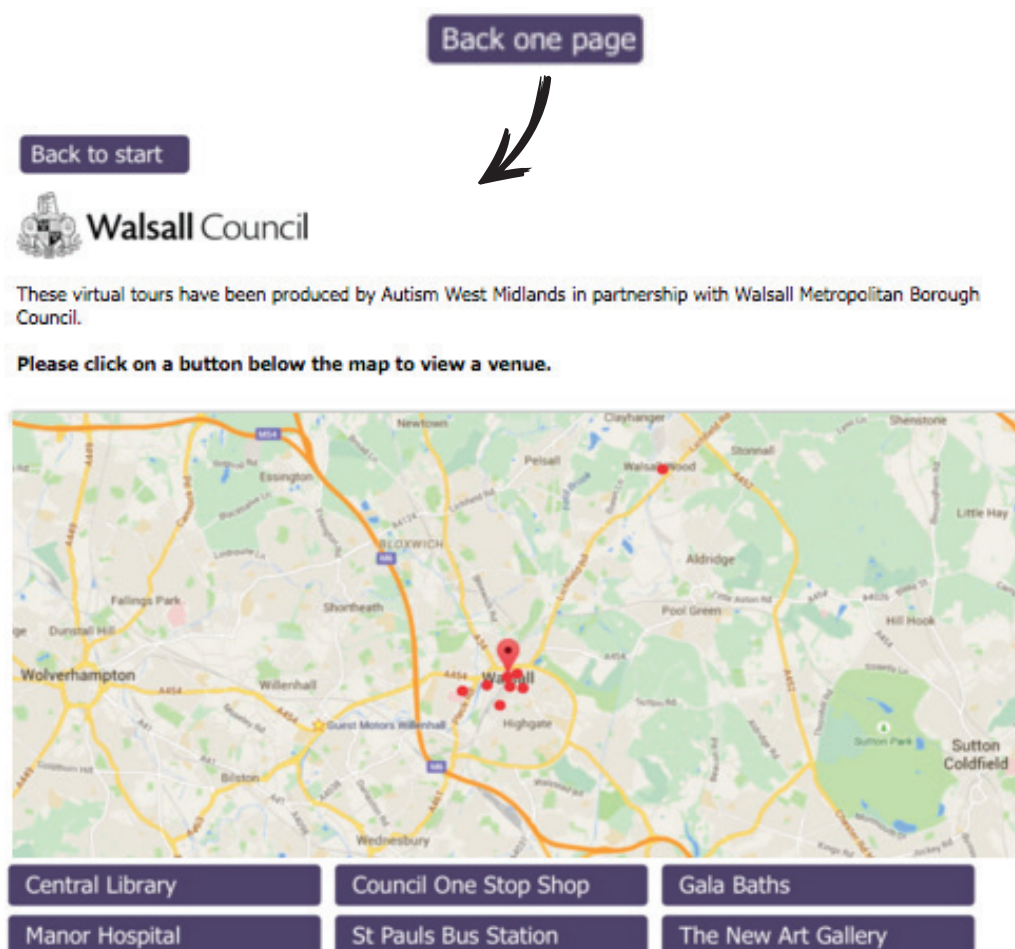
Click on the arrows to rotate the view .

Click on the + button to zoom in.

Click on the - button to zoom out.

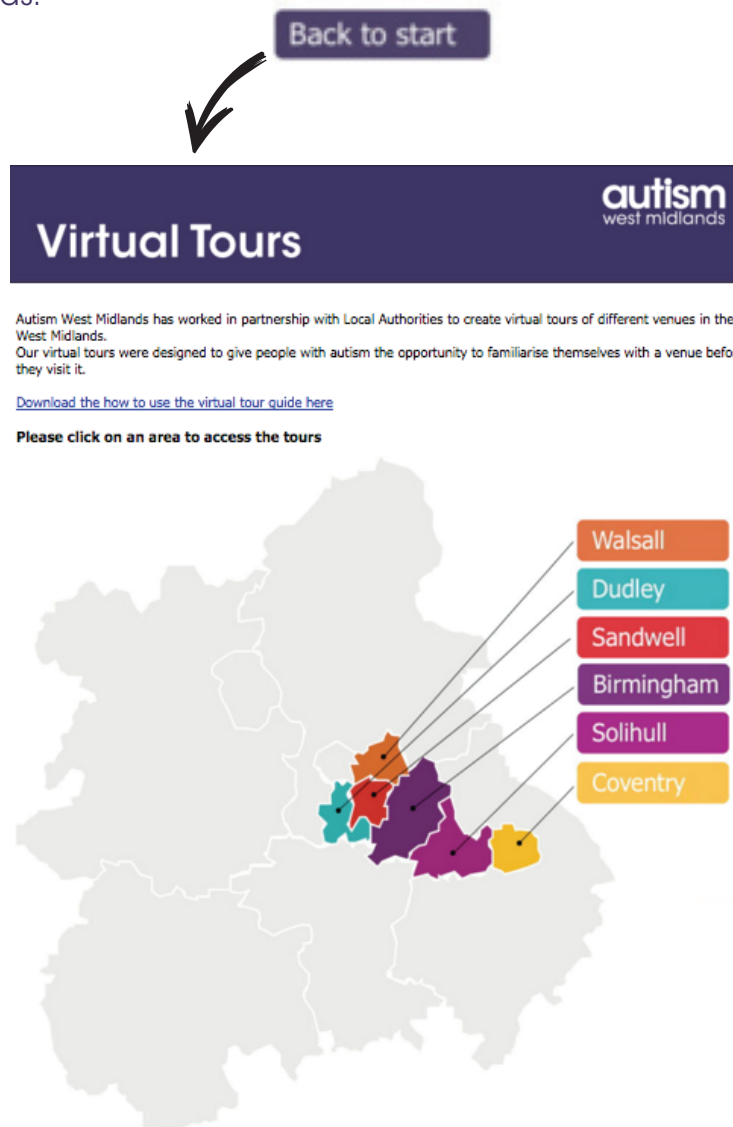


5. Click on the grey arrow to navigate around the venue. You can click to the left, right, up or down depending on what part of the building you would like to see.
6. At the left hand top of the page you will see two purple buttons. If you click "Back one page" it will take you back to the previous web page.





7. If you click the "Back to start" button at the top of the page it will take you back to the map of the West Midlands.



**We hope you enjoy accessing the virtual tours!**

If you have any questions then please feel free to get in touch with Autism West Midlands by emailing [hello@autismwestmidlands.org.uk](mailto:hello@autismwestmidlands.org.uk) or by calling 0121 450 7582.